
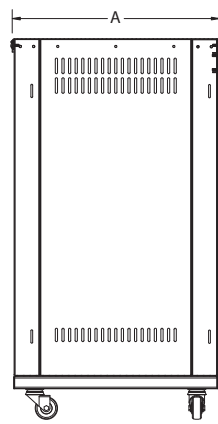


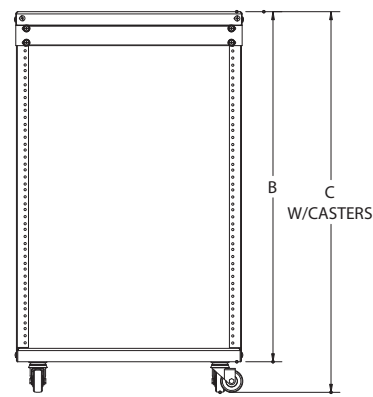
TOP VIEW



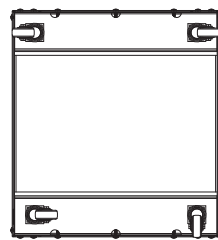
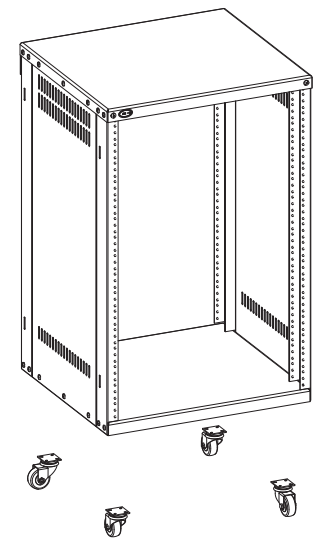
FRONT VIEW



Side View  
Section A-A



REAR VIEW



BOTTOM VIEW

MODEL	DEPTH	RACKING HEIGHT	W/CASTERS HEIGHT	WIDTH
	"A"	"B"	"C"	"D"
SRK 8	18.11"	16.54"	20.47"	19.96"
SRK 12	18.11"	23.62"	23.62"	19.96"
SRK 6	18.11"	30.70"	34.65"	19.96"
SRK 21	18.11"	39.37"	43.31"	19.96"

LIMITS UNLESS OTHERWISE SPECIFIED			
SIZE AREA	TOLERANCES	SIZE AREA	TOLERANCES
0-8	±0.1	100-150	±0.3
8-30	±0.15	150-200	±0.35
30-70	±0.2	200-300	±0.4
70-100	±0.25	ANGLES	±0.2°

**SAMSON**

SRK - Outline Drawing